

REGIONAL TRANSPORTATION AUTHORITY

The Regional Transportation Authority
of Central Oklahoma

Board of Directors

Brad Henry, Chairman - Oklahoma City

Marion Hutchinson, Vice Chairman - Norman

Mary Mélon, Secretary – Oklahoma City

James Boggs, Treasurer - Edmond

Donald Vick - Del City

Aaron Budd - Midwest City

Steve Eddy - Moore

Management

Jason Ferbrache, Interim Executive Director

Monthly Financial Report for Month Ended October 31, 2020

Prepared by The Oklahoma City Finance Department, Accounting Services Division
Angela Pierce CPA , Assistant Finance Director / Controller



The City of
OKLAHOMA CITY
DEPARTMENT OF FINANCE

To: The Board of Directors
Regional Transportation Authority of Central Oklahoma

From: Accounting Services Division

Date: November 6, 2020


Subject: Regional Transportation Authority of Central Oklahoma for the
Month Ended October 31, 2020 and 2019.

The financial statements presented in this report include a cash status report, balance sheet, statement of revenues and expenditures and statement of local funding.


The financial statements and schedules are preliminary and may change. Any changes will be reflected in the annual audited financial statements. Receivables have been based on an estimate from previous month's data.

The financial statements and schedules are unaudited and are prepared by the City Finance Department, Accounting Services Division. The undersigned are prepared to answer any questions that you may have pertaining to the financial statements and schedules.


Respectfully submitted:



Ronda K. Shelton MS, MBA
City of Oklahoma City
Municipal Accountant III



Amy M. Lucas MBA, CPA
City of Oklahoma City
Accounting Manager



Angela Pierce, CPA
City of Oklahoma City
Assistant Finance Director / Controller

CASH STATUS REPORT
For the Month Ended October 31, 2020
(unaudited) (preliminary)

REGIONAL TRANSPORTATION AUTHORITY
OF CENTRAL OKLAHOMA

	<u>OPERATING ACCOUNT</u>	<u>INVESTMENT SWEEP (1)</u>	<u>TOTAL</u>
Beginning Balance <i>October 1, 2020</i>			
Cash on Deposit	\$1,041,303	\$-	\$1,041,303
Cash Receipts			
Total Cash Receipts	-	-	-
Cash Disbursements			
Consultant	30,957	-	30,957
Professional Services	12,116	-	12,116
Other Services and Charges	9	-	9
Total Cash Disbursements	43,082	-	43,082
Ending Balance <i>October 31, 2020</i>			
Cash on Deposit	\$998,221	\$-	\$998,221

(1) As of March 2020, there is no longer a daily sweep from the operating account to the investment account at the close of the business day and a corresponding sweep back to the operating account at the beginning of the next business day.

BALANCE SHEET
October 31,
(unaudited) (preliminary)

REGIONAL TRANSPORTATION AUTHORITY
OF CENTRAL OKLAHOMA

	<u>2020</u>	<u>2019</u>	<u>Current Year % Change</u>
<u>ASSETS</u>			
<u>Current Assets:</u>			
Cash & Cash Equivalents:			
Chase Operating Account	\$998,221	\$1,326,872	-25%
Total Cash & Cash Equivalents	998,221	1,326,872	-25%
Accounts Receivable	977	-	N/A
Total Current Assets	999,198	1,326,872	-25%
Total Assets	999,198	1,326,872	-25%
<u>LIABILITIES</u>			
<u>Short-term Liabilities:</u>			
Deferred Revenue			
Unearned Revenue	532,437	1,326,872	-60%
N/C Unearned Revenue (1)	466,761	-	N/A
Total Deferred Revenue	999,198	1,326,872	-25%
Total Short-term Liabilities	999,198	1,326,872	-25%
Total Liabilities	999,198	1,326,872	-25%
Total Liabilities and Net Assets	\$999,198	\$1,326,872	-25%

(1) Non-Current Unearned Revenue and Unearned Revenue was split in October 2020, prior years it was not.

STATEMENT OF REVENUES AND EXPENDITURES
For the One Month and Four Months ended October 31,
(unaudited) (preliminary)

REGIONAL TRANSPORTATION AUTHORITY
OF CENTRAL OKLAHOMA

	<u>2020</u>	<u>2020</u>	<u>2019</u>	<u>2019</u>
	Current	Year to Date	Current	Year to Date
<u>REVENUE</u>				
Beneficiary Donations:				
Del City	\$1,017	\$3,159	\$867	\$1,651
Edmond	3,883	12,057	3,309	6,301
Midwest City	2,593	8,052	2,210	4,208
Moore	2,627	8,157	2,239	4,263
Norman	5,291	16,429	4,508	8,585
Oklahoma City	27,671	85,906	23,575	44,892
Total Revenue	<u>43,082</u>	<u>133,759</u>	<u>36,708</u>	<u>69,900</u>
<u>EXPENDITURES</u>				
Administrative Services	-	-	3	4,942
Consultant Fees	30,957	116,740	34,830	58,461
Insurance	-	-	-	2,497
Legal Services	-	-	1,875	4,000
Professional Services	12,116	17,010	-	-
Other Services and Charges	9	9	-	-
Total Expenditures	<u>43,082</u>	<u>133,759</u>	<u>36,708</u>	<u>69,900</u>

STATEMENT OF LOCAL FUNDING
For the One Month and Four Months ended October 31,
(unaudited) (preliminary)

REGIONAL TRANSPORTATION AUTHORITY
OF CENTRAL OKLAHOMA

2020					
LOCAL SPLIT	Population	% Population	Local Share Contributed	Spent	Funds Remaining
Del City	21,332	2.3621%	\$49,580	\$26,001	\$23,579
Edmond	81,405	9.0138%	189,200	99,222	89,978
Midwest City	54,371	6.0204%	126,368	66,271	60,097
Moore	55,081	6.0990%	128,018	67,136	60,882
Norman	110,925	12.2825%	257,810	135,203	122,607
Oklahoma City	579,999	64.2222%	1,348,024	706,946	641,078
Total Revenue	903,113	100.0000%	\$2,099,000	\$1,100,779	\$998,221

After October 31, 2020 Claims Paid in November:

LOCAL SPLIT	Population	% Population	Local Share Contributed	Spent	Funds Remaining
Del City	21,332	2.3621%	\$49,580	\$27,377	\$22,203
Edmond	81,405	9.0138%	189,200	104,473	84,727
Midwest City	54,371	6.0204%	126,368	69,778	56,590
Moore	55,081	6.0990%	128,018	70,689	57,329
Norman	110,925	12.2825%	257,810	142,358	115,452
Oklahoma City	579,999	64.2222%	1,348,024	744,354	603,670
Total Revenue	903,113	100.0000%	\$2,099,000	\$1,159,029	\$939,971